

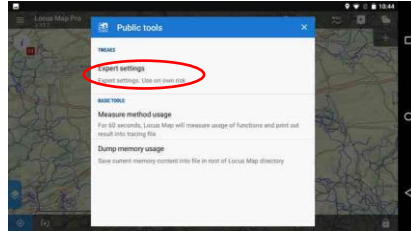
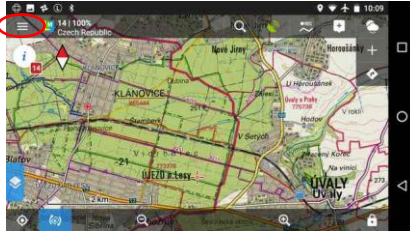
Carpe Iter

navigating from behind handlebars redefined

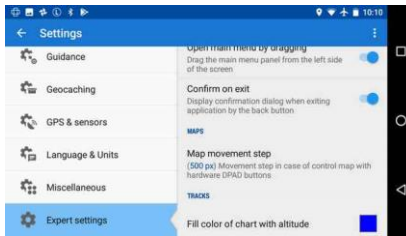
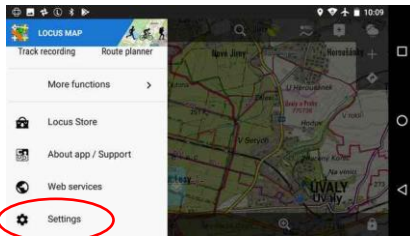
Locus Map Pro – recommended initial settings

The tutorial assumes that you did not change the CI Pad system default language (English) – Locus Map Pro uses default system language

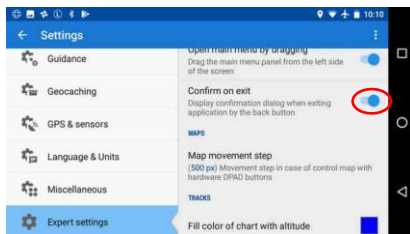
1. Connect CI Pad to data (WiFi, mobile data via SIM card) and open Locus Map Pro app
2. Long-press „Menu“, enable „Expert settings“



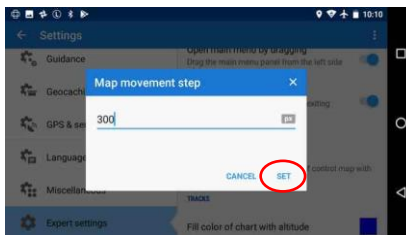
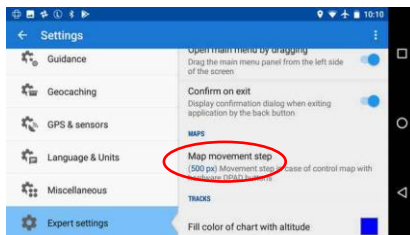
3. Open Settings - Expert settings



4. Select „Confirm on exit“



5. Set Map movement step to 300 - 400px



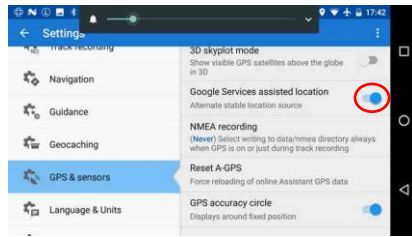
6. In the sub-menu „Miscellaneous“ enable Locus as service



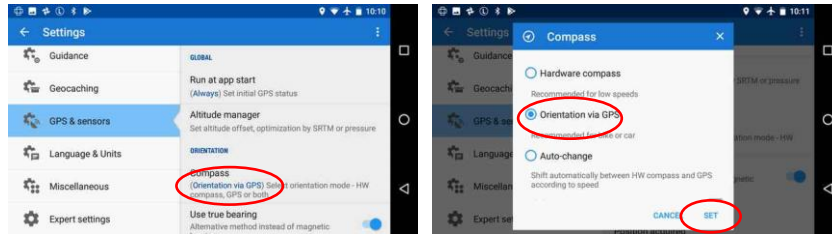
Carpe Iter

navigating from behind handlebars redefined

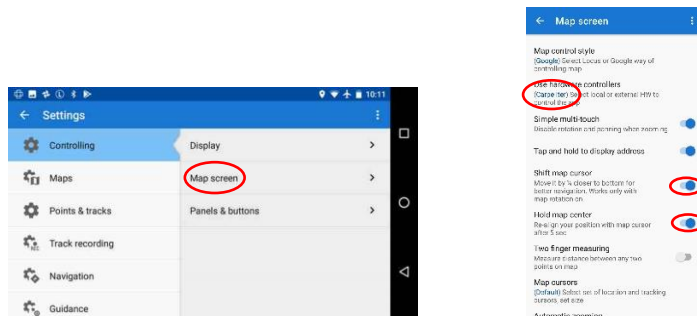
7. In sub-menu „GPS and sensors“ enable Location with Google services support



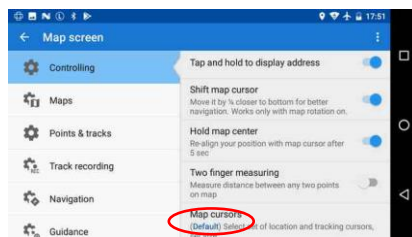
8. In sub-menu GPS and sensors set Compass to „Orientation via GPS“



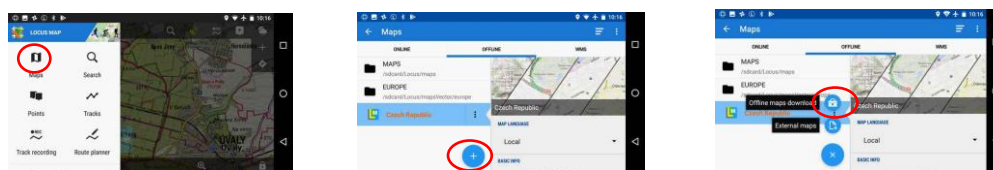
9. In sub-menu Controlling – Map screen, select Carpe Iter as hardware controller and enable settings according to the picture:



10. In sub-menu Controlling – Map screen you can change the size and graphics for map position cursor. In order to download additional icons, you will need to log-into the Locus account. For the sake of simplicity we recommend to use Google log-in (you are using it on CI Pad anyway) – takes just one click on the screen



11. Downloading offline maps via Locus Store



or you can use your own map atlas (e.g. made in MOBAC) – store it in the CI Pad memory or on SD card and import into Locus Map:

Carpe Iter ***navigating from behind handlebars redefined***



12. As a welcome gift, you get a few LowMaps for free – it is an upgraded version of OSM maps.
13. In the Locus Store you can also download OSM maps and maps based on them for free for most of the world – search the Store and compare different offerings from various providers (some are paid, some for free).
14. Experiment :-). Everyone might prefer something slightly different and Locus Map Pro has many functions and customization possibilities. Here is the best source of information what Locus Map can do and how to achieve that:

<https://docs.locusmap.eu>